



Other Gastroenterology



Spray Catheter

Key Features

- Wide spray area and evenly distributed
- Unique design of anti-twisting
- Smooth insertion of the catheter
- Portable single hand control



Disposable Cytology Brush

Key Features

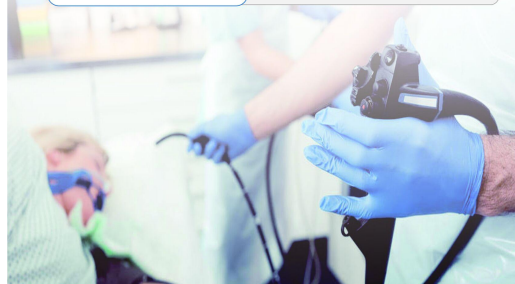
- Integrated brush design, with no risk of drop-off
- Straight-shaped brush: easy to enter the depths of respiratory and digestive tract
- Bullet shaped tip designed to help reduce tissue trauma



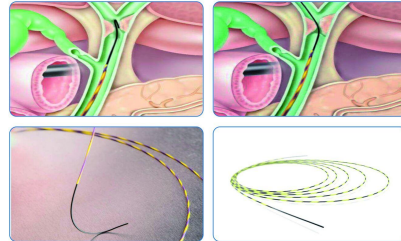
Cleaning Brushes

Characteristics

- Unique brush design, easier to clean the endoscopic and vapor channel
- Reusable cleaning brush, made of medical grade stainless, all metal more durable
- Single and double ends cleaning brush for cleaning vapor channel
- Disposable and reusable are available



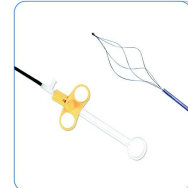
ERCP Series



Hydrophilic Guide Wire

Key Features


- Yellow & black coating, easier to track the guide wire and obvious under X-ray
- Innovational triple anti-drop design at hydrophilic tip, with no risk of drop-off
- Super smooth PEFE zebra coating, easier to pass through the working channel, without any stimulation for tissue
- Anti-twist inner Niti core-wire offering an excellent twisting and pushing force
- Straight tip design and angled tip design, providing more control options for doctors
- Accept customized service, such as blue and white coating



Stone Extraction Basket

Key Features

- Convenient to inject contrast medium with injection port on handle
- Made by advanced alloyed materials ensures good shape retention even after difficult stone removal
- Innocational handle design, with functions of push, pull and rotation, easier to grasp gallstone and foreign body



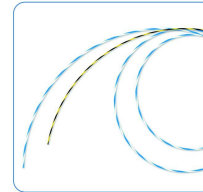
Nasal Biliary Drainage Catheter

Key Features

- Good resistance to folding and deformation, easy to operate
- Multi-side hole, large internal cavity, good drainage effect
- The surface of the tube is smooth, moderate soft and hard reducing patient pain and foreign body sensation
- Excellent plasticity at the end of the class avoiding slippage




Urology



Urology Guide Wire

Key Features

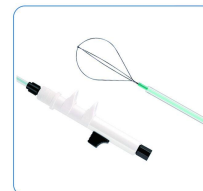
- Yellow & Black coating, easier to track the guide wire and obvious under X-ray
- Super smooth PTFE zebra coating, easier to pass through the working channel, without any stimulation for tissue
- Anti-twist inner Niti core-wires offering an excellent twisting and pushing force



Ureteral Access Sheath

Key Features


- Hydrophilic coated sheath offers lubricity during placement minimizing the risk of trauma
- Sheath is reinforced with stainless steel coil, designed to provide stability and strength during placement
- Radiopaque stainless coil facilitates placement of the sheath under X-Ray



Urinary Stone Retrieval Basket

Key Features

- Multiple specification
- Unique handle design, easy to operate
- Headless end structure can be closer to stone
- Multi-layer materials outer tube
- 3 or 4 wires structure, easy to catch small stones



PROFESSIONAL ENDOSCOPIC
CONSUMABLES MANUFACTURER

